

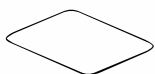
*the draw-it-out*

# Take Note Coffee Table

## ASSEMBLY INSTRUCTIONS

Designed by Poppin in NYC

### Included in the boxes:



PAD

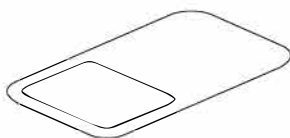


TABLE TOP



LEGS



EXTENDERS

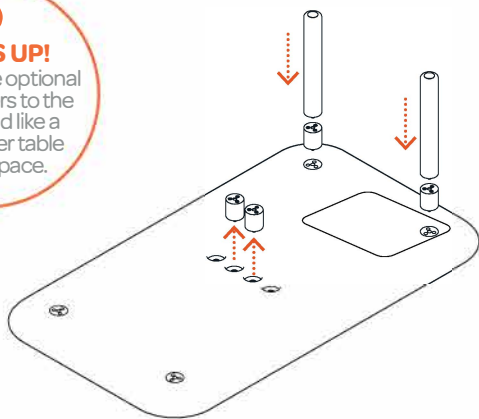


- 1 Screw the legs into the table top and stand it upright.



#### HEADS UP!

Connect the optional leg extenders to the legs if you'd like a slightly taller table in your space.



- 2 Drop in the adhesive memo pad.

