

the meet-me-inside

Tucker Lounge Table

ASSEMBLY INSTRUCTIONS

Designed by Poppin in NYC

Included in the boxes :




TOP



BASE



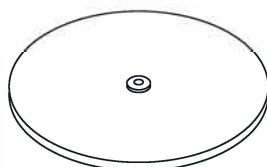
ROD



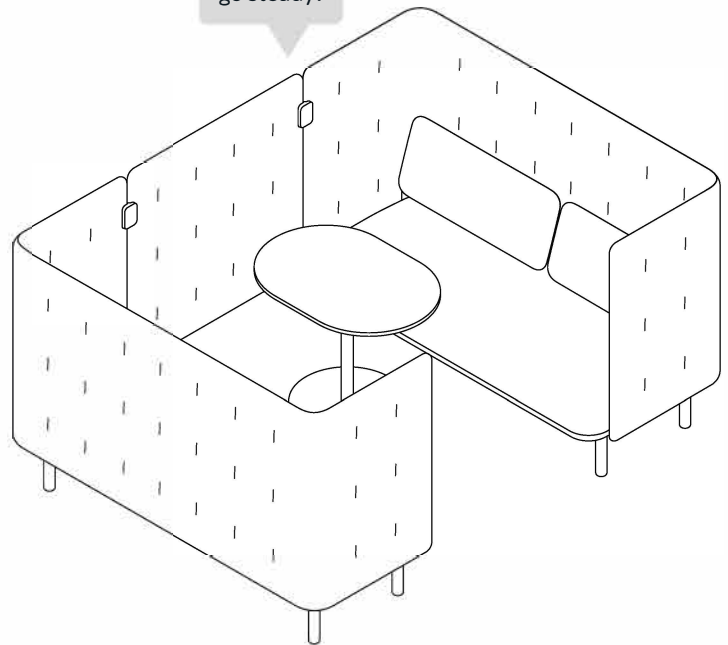
1 Screw the rod on to the base.



2 Screw the top on to the rod.



Ready to go steady?



ABOUT POPPIN

Poppin's furniture and office supplies are designed with your success in mind. From a day-brightening Stapler to a game-changing Desk System, Poppin is the one-stop shop for creating inspiring, modern workspaces.

CARE

Go ahead and fill that coffee cup to the tippy top: a spill is no big deal! Just wipe it up quickly and clean with warm, soapy water. For extra shine, we love a Mr. Clean Magic Eraser!

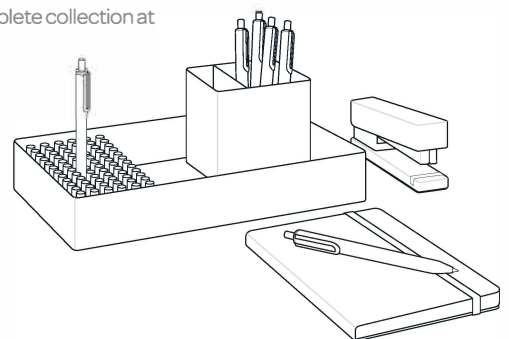
100% WORK HAPPINESS GUARANTEE

For full warranty details, visit poppin.com

WARNING/DISCLAIMER

If your dogs are barkin', listen up! Do not sit on this product. Use only as intended. Failure to follow these instructions could result in property damage or personal injury.

Shop the complete collection at
poppin.com



Poppin, Inc.

888-676-7746
poppin.com/contact
[#poppin #workhappy](https://twitter.com/poppin)

For patent or patent application information
visit poppin.com/patents

©Poppin 2018

105933_INSTR_002