

*the higher up*

# Max Drafting Chair

## ASSEMBLY INSTRUCTIONS

Designed by Poppin in NYC

Visit [poppin.com/how-to](http://poppin.com/how-to) for How-to Videos



SEAT



FOOTREST



CASTER BASE



PNEUMATIC CYLINDER

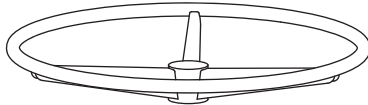


### Included in the boxes:

ASSEMBLY



**3** Lower the seat onto the top of the pneumatic cylinder.



**2** Lower the footrest onto the pneumatic cylinder until it is snug.

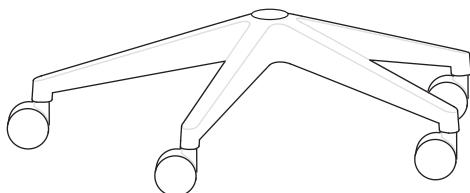


**1** Insert the pneumatic cylinder into the center of the base.

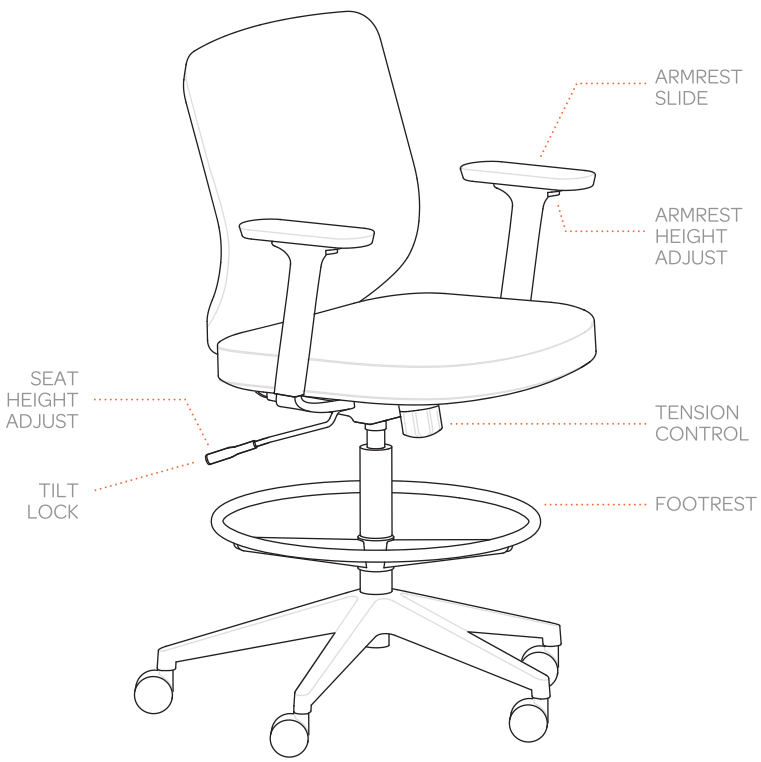


### HEADS UP!

Recycle the short pneumatic cylinder that is packed with the seat and caster base.



Wanna take me for a spin?



**ABOUT POPPIN**

Poppin's furniture and office supplies are designed with your success in mind. From a day-brightening Stapler to a game-changing Desk System, Poppin is the one-stop shop for creating inspiring, modern workspaces.

**CARE**

Doing a little dirty work? Soak up the spill and then blot with warm water + mild soap.

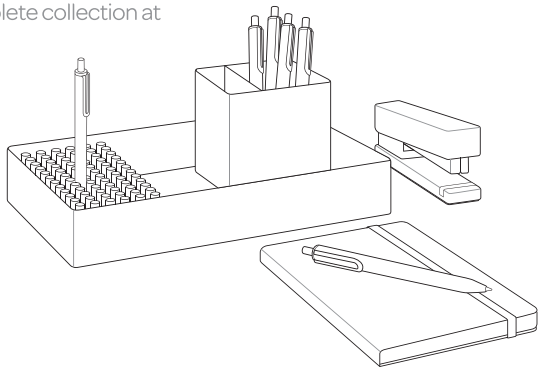
**100% WORK HAPPINESS GUARANTEE**

For full warranty details, visit [poppin.com](http://poppin.com)

**WARNING/DISCLAIMER**

Listen up, daredevils! (And anyone trying to reach that top shelf). Do not stand on this product. Use only as intended. Failure to follow these instructions could result in property damage or personal injury.

Shop the complete collection at [poppin.com](http://poppin.com)



Poppin, Inc.  
New York, NY 10010

(888) 676-7746  
[workstylist@poppin.com](mailto:workstylist@poppin.com)  
[@workhappy](https://twitter.com/workhappy)