

ELEVATE HEADREST, INSTRUCTIONS

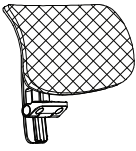
white uncoated substrate
4.25 in x 11 in
3C

poppin. *work happy.™*

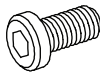
Elevate Headrest

ASSEMBLY INSTRUCTIONS

Included in the box:



HEADREST

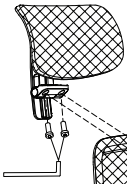


12 MM BOLT (2)

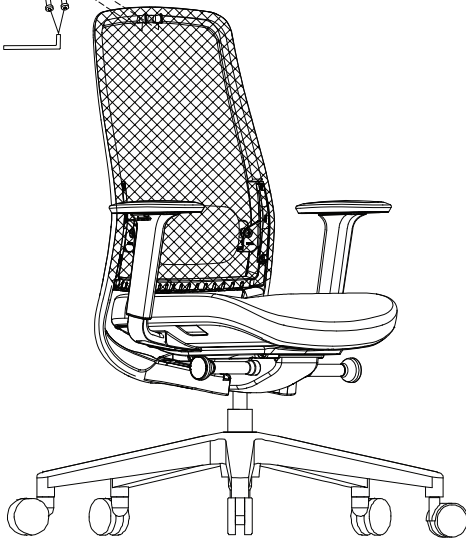


ALLEN WRENCH

ASSEMBLY



1. Using the 12mm bolts and allen wrench, attach the headrest to the seat back as indicated. Be sure to orient the components exactly as shown.



ABOUT POPPIN

Poppin's furniture and office supplies are designed with your success in mind. From a day-brightening Stapler to a game-changing Desk System, Poppin is the one-stop shop for creating inspiring, modern workspaces.

CARE

Doing a little dirty work? Soak up the spill and then blot with warm water + mild soap.

100% WORK HAPPINESS GUARANTEE

For full warranty details, visit poppin.com

Poppin, Inc.
45 W 21st Street, 5th Floor
New York, NY 10010

(888) 676-7746
hi@poppin.com
[#workhappy @poppin](https://www.instagram.com/workhappy_poppin)

FRONT



PANTONE Cool Gray 1C



PANTONE 423 U



Black